



GotSport Registration Instructions

1. Go to <https://commonwealthsc.com/member-registration/>.
2. Select the correct program to register in. Below the selections you will find a birth year chart for this year for your reference. If you pick the incorrect program you will not be able to complete the registration.

Academy (8U - 9U)

Juniors (10U - 14U)

Seniors (15U - 19U)

Colts Academy (5U-7U)

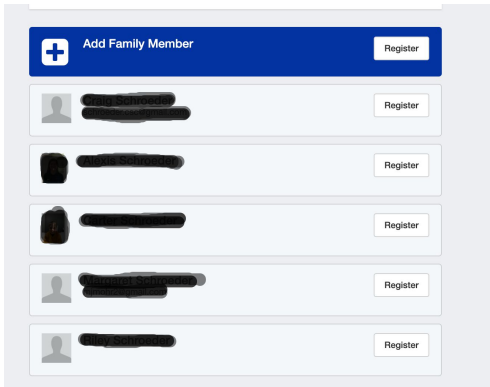
Colts Premier (5U-7U)

Thoroughbreds (6U-8U)

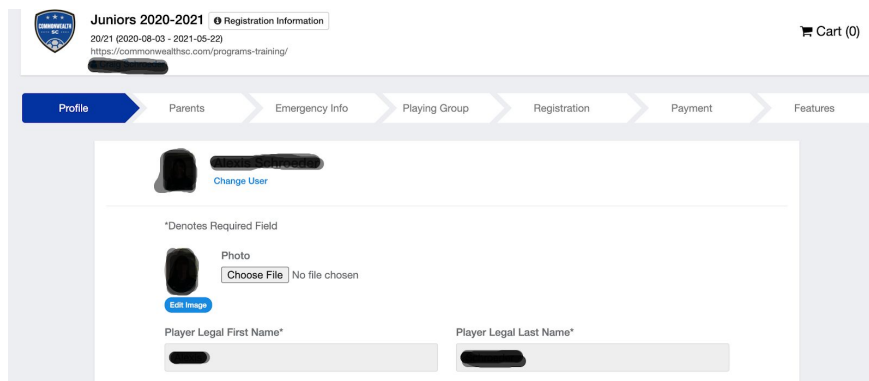
BIRTH YEAR CHART

Season	2020-2021
Birth Year	
2016	5U
2015	6U
2014	7U
2013	8U
2012	9U
2011	10U
2010	11U

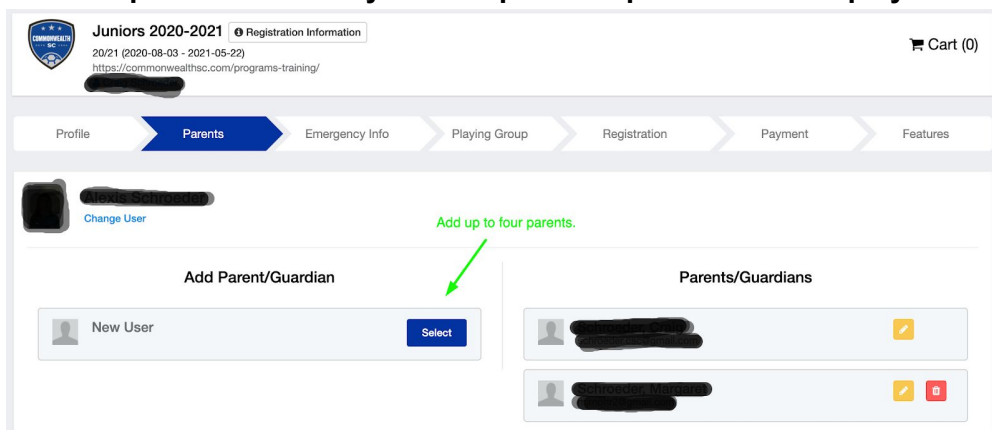
3. Select the family member to register. If your player is not listed you will need to add them to your account. A common mistake here is to register the parent.



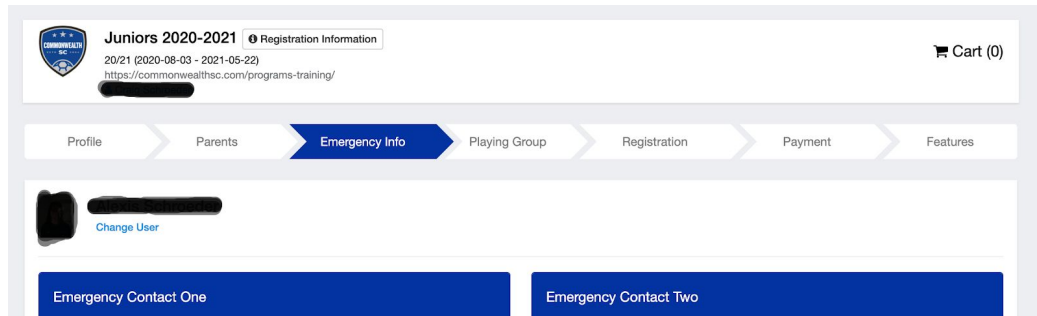
4. Fill in all information for your player. You must upload a picture. This should be an up close profile picture. It will be used to generate their player card.



5. Include all parents. You may select up to four parents for one player.

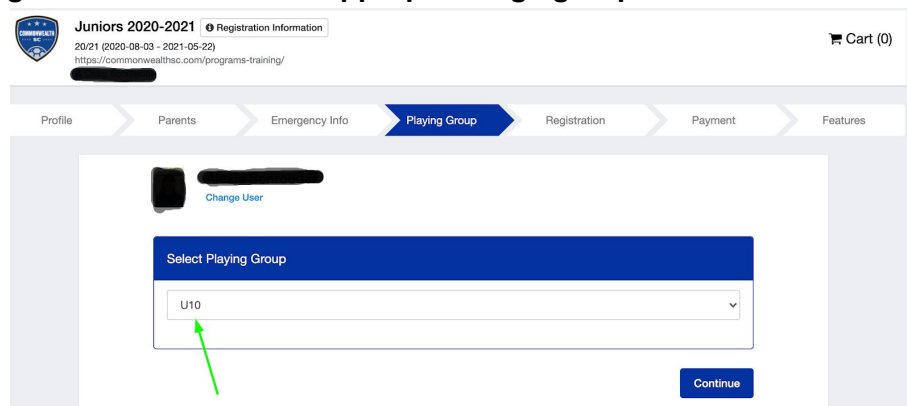


6. For emergency information you will need medical cards etc. This information will be used for your medical release and for any medical needs while participating in club activities.



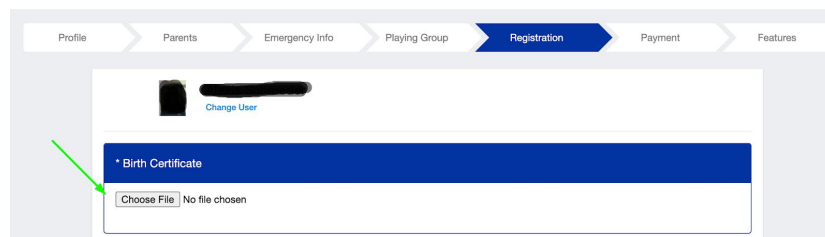
The screenshot shows the registration process for Juniors 2020-2021. The navigation bar includes Profile, Parents, Emergency Info (highlighted), Playing Group, Registration, Payment, and Features. Below the navigation bar, there is a user profile section with a 'Change User' link. The main content area contains two blue boxes labeled 'Emergency Contact One' and 'Emergency Contact Two'.

7. Select the correct playing group. It will default to your player's birth year. If you have been given permission by the Club Director to "play up", please change the selection to the appropriate age group.



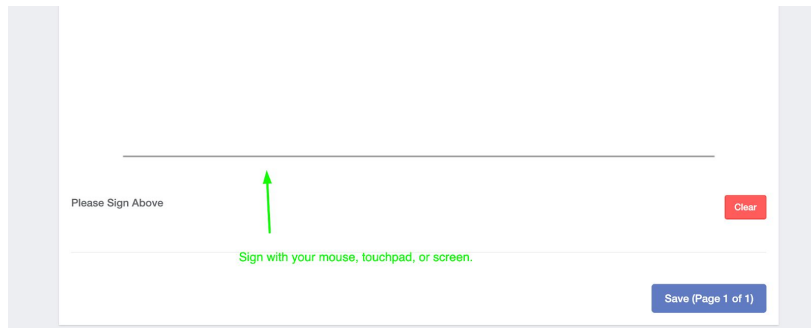
The screenshot shows the registration process for Juniors 2020-2021. The navigation bar includes Profile, Parents, Emergency Info, Playing Group (highlighted), Registration, Payment, and Features. Below the navigation bar, there is a user profile section with a 'Change User' link. The main content area contains a 'Select Playing Group' dropdown menu with 'U10' selected. A green arrow points to the dropdown menu. A 'Continue' button is visible at the bottom right.

8. Upload your birth certificate. If you do not have access to a birth certificate please contact the club.

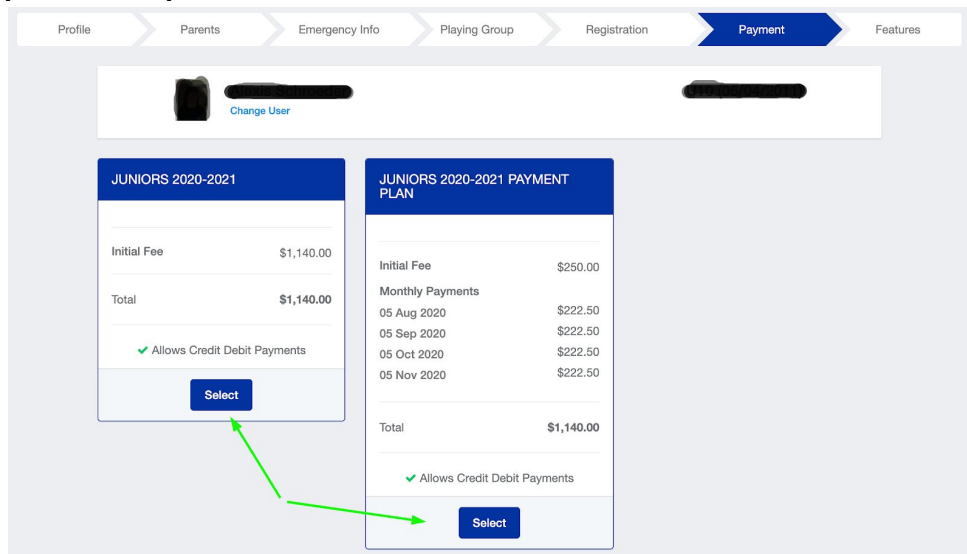


The screenshot shows the registration process for Juniors 2020-2021. The navigation bar includes Profile, Parents, Emergency Info, Playing Group, Registration (highlighted), Payment, and Features. Below the navigation bar, there is a user profile section with a 'Change User' link. The main content area contains a blue box labeled '* Birth Certificate' with a 'Choose File' button and the text 'No file chosen'. A green arrow points to the 'Choose File' button.

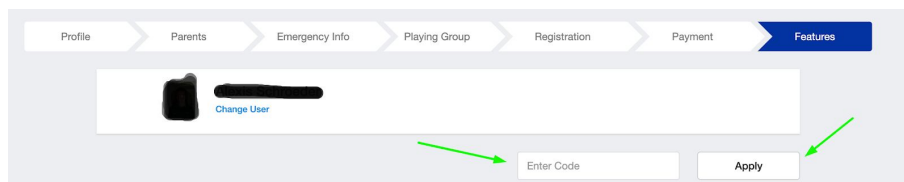
9. Sign the player and parent agreement.



10. Choose the payment plan you prefer. There is a full payment or a payment plan in five parts.



11. Enter any codes you have been given for discounts or credits. If you need assistance with a code please contact the club. Be sure to hit the Apply button.

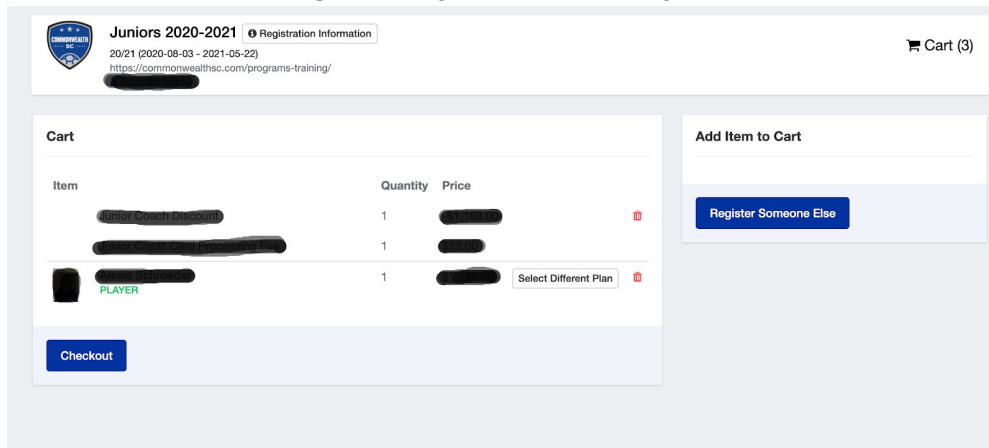


12. Verify that your codes for credit/discount are visible.



Select Quantity	Name	Amount
1	2019-2020 Credit Transfer	-\$175.00

13. On the checkout screen verify your information is correct. If you have multiple players you can register another. However, if you are in need of registering for a different program, you will want to use the link in step one to select the correct program for your second player.



Juniors 2020-2021 Registration Information
20/21 (2020-08-03 - 2021-05-22)
<https://commonwealthsc.com/programs-training/>

Cart (3)


Item	Quantity	Price	
[Redacted]	1	[Redacted]	[Redacted]
[Redacted]	1	[Redacted]	[Redacted]
[Redacted] PLAYER	1	[Redacted]	Select Different Plan [Redacted]

Checkout

Add Item to Cart

Register Someone Else

14. In your checkout cart enter your card information. Be certain to check the payment terms box and then choose Pay. If you are having difficulties here please contact the club.

Credit Card Information			
Credit Card Number			
<input type="text"/>			
Expiration Month	Expiration Year	CVV	Postal Code
<input type="text"/>	<input type="text"/>	<input type="text"/>	40513
Payment Terms			
<p>REFUNDS. All fees and assessments are NON-REFUNDABLE. In the event a player's experiences a season-ending injury or illness prior to the beginning of the season, they may request a partial refund in writing to the Commonwealth SC Board of Directors. All requests must be accompanied by a written statement from an attending physician, certifying the season ending injury or illness. Refund requests will be reviewed by the Finance Committee, and it will be at the sole discretion of this Committee as to whether any refund is granted.</p>			
<input type="checkbox"/> Yes Agree To Payment Terms			
			
<input type="button" value="Pay"/>			

2019-2020 Credit Transfer (1)	\$-175.00
Total	\$1,018.00
DUE LATER	
Total	\$0.00
WAITLIST	
Total	\$0.00

Congratulations you are registered for the upcoming season!